



Active Learn

Getting Started Guide



Getting started with Active Learn Primary

What is Active Learn Primary?

Active Learn Primary is an online learning world where you will find all of our online teaching and learning services. For teachers, it's a giant repository of teaching material, with in-depth planning, assessment and reporting built in. For children, it's where they can log in from the classroom and home to find allocated books, games and activities – and earn rewards as they go.

Getting started with Active Learn Primary

Active Learn Primary: www.activelearnprimary.co.uk

In order to help you get up and running, and acquainted with Active Learn Primary as quickly and efficiently as possible, we have created some very short 'how to' videos. There are support videos to give you an overview of how to use Active Learn Primary and more specific, product-related videos, for example to show you how to use our Bug Club reading programme.

Select from the products in [this link](#) to see product-specific overview videos, or see the below summaries of each product.


Select from the videos below for a generic overview of Active Learn Primary or click on [this link](#) to see all available videos and guidance:

- How to login in to Active Learn Primary [\[watch video\]](#)
- Overview of products available on Active Learn Primary [\[watch video\]](#)
- Overview of Classroom Support area [\[watch video\]](#)
- How to add teachers to Active Learn Primary so that they can use the resources [\[watch video\]](#)
- How to add pupils to Active Learn Primary so that they can use the resources [\[watch video\]](#)

Helpful guidance to send to parents/carers

Many parents and carers will be new to the world of online learning, so we have also created some short 'how to' videos to introduce them to Active Learn Primary. Please do send these links out to parents/carers as necessary.

- What is Active Learn Primary and how to log in [\[watch video\]](#)
- A quick tour of the pupil world [\[watch video\]](#)
- How do rewards work? [\[watch video\]](#)
- The grown-ups area [\[watch video\]](#)
- How to use Bug Club eBooks [\[watch video\]](#)



The Bug Club Family

The Bug Club family contains a suite of reading and teaching programmes for children aged 4-11. It covers all reading needs from early reading and phonics through to guided and independent reading, development of deeper text comprehension, and spelling, punctuation and grammar resources.

As well as a fantastic online reading world for children, Bug Club also contains a clever online toolkit for teachers. This includes access to all of the eBooks and activities as well as integrated assessment.

Find detailed guidance on how to set-up and use Bug Club in this document: [Bug Club Getting Started Guide](#) (PDF 3.7 MB)

Bug Club Phonics

Bug Club Phonics is based on a seven-year study in Clackmannanshire, UK, that's proven systematic phonics to be the most effective way to teach children to read.

Bug Club Phonics contains everything you need to teach synthetic phonics to your littlest learners. It is fast-paced – children start to read after learning just eight phonemes – and combines fun, 100% decodable books with BBC CBeebies videos and whole-class teaching software to give you a range of aural, visual and kinaesthetic phonic activities to appeal to all the children in your class.

You can:

- Search for and allocate resources (eBooks and activities) to classes, groups of children or individual children [\[watch video\]](#).
- Encourage parents to use the parental guidance notes on the inside front and back covers of the eBooks for an enhanced experience, and follow the audio instructions within each phonics game.
- Use the activity reporting area to see at a glance how each child performs on the embedded activities, whether they enjoyed their reading, and get insights into their progress [\[watch video\]](#)

Parents can:

- Learn all about Bug Club Phonics [\[watch video\]](#)
- Learn how to use the Bug Club Phonics eBooks and activities at home [\[watch video\]](#)
- Use the parental guidance notes on the inside front and back covers of the eBooks for an enhanced experience, and follow the audio instructions within each phonics game.



Bug Club Independent Reading (KS1 and KS2)

Bug Club Independent is an engaging, imaginative and finely levelled independent reading solution for your whole school. We have created some 'how to' videos to help you understand the product and enable you to start using it with your class at home.

All of the eBooks are levelled according to Letters and Sounds. They also all fit within traditional book band levels. This makes it easy for you to choose which level books to allocate to the children in your class for reading practice.

You can:

- Search for and allocate individual eBooks to classes, groups of children or individual children [\[watch video\]](#)
- Search for and allocate entire book bands of eBooks to classes, groups of children or individual children and sign up for notifications when children need more books [\[watch video\]](#)
- Encourage parents to use the parental guidance notes on the inside front and back covers of the eBooks for an enhanced learning experience for their child.
- Use the activity reporting area to see at a glance how each child performs on the embedded comprehension activities, whether they enjoyed their reading, and get insights into their progress [\[watch video\]](#)

Bug Club KS1 Guided Reading

You can:

- Search for and allocate individual eBooks to classes, groups of children or individual children [\[watch video\]](#)
- Search for and allocate entire book bands of eBooks to classes, groups of children or individual children and sign up for notifications when children need more books [\[watch video\]](#)
- Use the activity reporting area to see at a glance how each child performs on the embedded comprehension activities, whether they enjoyed their reading, and get insights into their progress [\[watch video\]](#)
- If you wish to teach remote Guided Reading lessons with small groups of children, perhaps via an online video chat service, you can do this with Bug Club KS1 Guided Reading. Each eBook has a linked guided reading card which you can work through with children over a number of days. The guided reading cards are available as links from each individual eBook within Active Learn Primary. Please note that you cannot currently allocate these for use by parents with children at home.



Bug Club KS2 Guided Reading

Bug Club KS2 Guided Reading is a fresh approach that helps every child master deep comprehension. It uses a powerful and proven talk-based, mastery approach to help children develop a deeper understanding of texts, regardless of decoding ability.

You can:

- Use the planning area and allocate resources to children [\[watch video\]](#)
- If you wish to teach remote Guided Reading lessons with your class, allocate eBooks to your class chapter by chapter. Then use the teaching cards for daily discussion.
- Find detailed guidance on how to use Bug Club KS2 Guided in this document: [Bug Club KS2 Getting Started Guide](#) [PDF 8.93 MB]

For all Bug Club reading programmes, parents can:

- Learn all about Bug Club and the benefits of using it [\[watch video\]](#)
- Learn how to use the Bug Club eBooks [\[watch video\]](#)
- Use the parental guidance notes on the inside front and back covers of the eBooks for an enhanced learning experience for their child.

Grammar and Spelling Bug

Grammar and Spelling Bug is a completely online programme that brings spelling, grammar and punctuation lessons to life for children in Year 1 all the way through to Year 6, and follows the national curriculum for England. There are comprehensive lesson plans, activities and assessments available at the click of a button.

Built to find the fun in learning grammar, punctuation and spelling, Grammar and Spelling Bug is bursting with online practice games and video tutorials that you can allocate to your class to help them master essential skills and continue their learning at home. Your children will time travel from Aztec to Victorian times completing exciting practice games again and again, learning key skills at every step without even knowing it!

You can:

- Learn all about Grammar and Spelling Bug and the benefits of using it [\[watch video\]](#)
- Find and allocate resources to your class [\[watch video\]](#)
- Find detailed guidance on how to use Bug Club KS2 Guided in this document: [Grammar and Spelling Bug Getting Started Guide](#) (PDF 1.07 MB).

Parents can:

- Access Grammar and Spelling Bug activities by navigating to the Grammar and Spelling Bug tab in the My Stuff section of the pupil world [\[watch video\]](#)



Power English: Writing (KS2)

Power English: Writing is a new, dynamic KS2 writing approach, which is genre-focused and encourages children to develop writing using their own interests and ideas. Using an evidence-based process which can be applied to all writing, Power English: Writing places a strong emphasis on creativity alongside the technical aspects of writing.

Resources available to you on Active Learn Primary are as follows:

- An interactive planner, containing lesson plans for individual writing projects along with lesson plans for grammar, punctuation and writing process mini-lessons.
- Allocatable, child-facing genre booklets which contain examples and explanations of genre conventions as well as helpful prompt questions and hints and tips for generating ideas for writing, drafting, revising, editing and publishing pieces of writing.
- Helpful checklists and planning grids which can be allocated to children.
- Videos from real-life authors discussing aspects of the genres in which they write.

You can:

- Use the interactive planner to access lesson plans for individual writing projects and mini-lessons. These lesson plans are especially helpful if you wish to teach online writing lessons with your class.
- Learn about the different resources available within Power English: Writing and allocate them to children in your class based on which writing project you would like them to undertake [\[watch video\]](#)
- Choose a genre you would like your class to focus on, for example fairy tales, and allocate genre booklets to the children to help them create their own fairy tales at home.

Parents can:

- Access Power English: Writing resources by navigating to the Power English: Writing tab in the My Stuff section of the pupil world [\[watch video\]](#)



Wordsmith

Wordsmith is a digital programme for reading comprehension, speaking and listening, grammar and writing, designed to help every child progress. It brings together everything you need to plan, allocate and assess all in one place and includes units on fiction, non-fiction and poetry with detailed, editable lesson plans, resources and e-books.

You can:

- Allocate resources to a child to look at or work on from home [\[watch video\]](#)
- Find detailed guidance on how to use Wordsmith in this document: [Wordsmith Getting Started Guide](#) (PDF 1.43 MB).
- Fiction texts: Try allocating a chapter a week to your students. Look at some of the ideas suggested in the planning or just think of a couple of questions that will encourage them to think about what they have read. For younger students consider getting them to draw pictures, design posters or draw mind maps rather than writing their responses.
- Non-fiction texts: These are interactive eBooks that encourage students to explore a 'Big Question' in an exciting and dynamic way. Each non-fiction eBook sets out to answer a big question, e.g. in the Year 2 eBook called All About Orang-utans, the students explore the Big Question: Could you keep an orang-utan as a pet? Having explored the eBook, which includes videos and animations, the intention is that they will then have the necessary knowledge to make an informed decision. If you have time, take a look at the planning, which accompanies each book, for suggestion questions, written tasks and challenges. If you prefer not to follow the planning, consider asking the children to keep a log or record (in any format they like) of those facts which they found interesting and didn't know before. Could those who have access to an iPhone do a 2-3 min recording of what they liked most about their favourite book? Could these be emailed to you and uploaded to your school website?
- Poetry: Allocate an age appropriate poem to either be learned off by heart or illustrated. The accompanying lesson plans include lots of suggested activities and links to interactive teaching pages: videos, audio files, drag and drop activities and short compositions. Try using the search facility to look for a favourite author, such as Michael Rosen, and allocating the poem and the video of Michael reading the poem, to your students. Set them the challenge of learning this off by heart, to be delivered with as much expression as Michael. Search for I'm the Youngest in Our House as an example of a poem being read by Michael.

Parents can:

- Access Wordsmith resources by navigating to the Wordsmith tab in the My Stuff section of the pupil world [\[watch video\]](#).



The Rapid Family

Rapid is a set of catch-up intervention programmes designed to help children who are behind in their reading to catch up quickly. It is particularly suitable for children who are working at least a year below age-related expectations in reading. It consists of an online reading world for children where they can access carefully-levelled eBooks allocated to them by their teacher, as well as a reporting area to help teachers monitor each pupil's progress remotely.

Rapid Phonics

Rapid Phonics is based on the successful Sound Discovery phonics catch up programme, and it has been proven in independent studies to help children make accelerated progress in reading and spelling. It is suitable for pupils in Year 2 and above who are behind with their phonics, or those who have failed their Year 1 phonics check.

Rapid Phonics online programme contains a set of fully decodable eBooks that follow the Rapid Phonics progression. This progression has been designed to address the gaps in children's phonic knowledge and help them to catch up quickly.

Printed books, printed Teaching Guides, phonics flashcards and a phonics wall chart are all available to purchase separately.

You can:

- Search for and allocate eBooks to groups of children or individual children [\[watch video\]](#).
- Encourage parents to help their child practise the key sounds in the book using the activity at the beginning of each book.
- Encourage pupils to click on the Rapid Boy or Rapid Girl icons when they appear in the book and follow the audio instructions to complete the activities within the eBooks.
- Use the reporting area to see at a glance how each child performs on the embedded activities, whether they have finished the book, and get insights into their progress [\[watch video\]](#).
- Learn all about Rapid [\[watch video\]](#).

Parents can:

- Learn how to use the Rapid Phonics eBooks and activities at home [\[watch video\]](#)
- Use the first activity within each book to help their child practise the key sounds they will meet in the book.
- Encourage their child to read aloud.
- Give their child plenty of praise and encouragement to build their confidence.



Rapid Reading

Rapid Reading is a catch-up intervention for pupils in KS2 who are working at least a year below age-related expectations. It has been proven to help children to make accelerated progress in their word reading and comprehension skills.

Rapid Reading online consists of hundreds of eBooks that are all carefully levelled and matched to children's reading age. The books include fiction and non-fiction texts and cover a range of high-interest topics that will engage even the most reluctant readers. Each eBook includes interactive activities that help children build their word-reading, spelling and comprehension skills.

Printed books and printed Teaching Guides are available to purchase separately.

Find detailed guidance on how to set-up and use Rapid in this document: [Rapid Getting Started Guide](#) (PDF 15.2 MB)

You can:

- Search for and allocate eBooks to groups of children or individual children [\[watch video\]](#).
- Encourage parents to go through the 'Before Reading' page of each eBook with their child before beginning the book, although full audio support is included for children who need to access the eBook independently.
- Encourage pupils to click on the Rapid Boy or Rapid Girl icons when they appear in the book and follow the audio instructions to complete the activities within the eBooks.
- Use the activity reporting area to see at a glance how each child performs on the embedded activities, whether they have finished the book, and get insights into their progress [\[watch video\]](#).
- Learn all about Rapid [\[watch video\]](#).

Parents can:

- Learn how to use the Rapid Reading eBooks and activities at home [\[watch video\]](#).
- Use the 'Before reading' page of each book to ensure their child has the confidence they need to begin reading.
- Encourage their child to read aloud and to complete the activities within each eBook.
- Give their child plenty of praise and encouragement to build their confidence



Power Maths

Power Maths is a mastery programme designed to spark curiosity and excitement in maths. It is recommended by the DfE and aligned with the White Rose Maths schemes of work, having been developed in partnership.

Pupil access to Power Maths resources from home

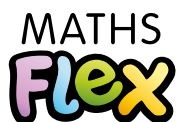
To help schools continue with Power Maths during school closures, we have made it possible to allocate resources for children to access via pupil logins, now including ebook versions of the Practice Books*. This means that children can access Power Maths lessons remotely using hard copies of the books where possible, and ebook versions where necessary. The following resources can be allocated to children from the Resources page:

- **Textbooks:** you can allocate the whole book from the Resources page or an individual lesson from the Planning area (although children will still be able to navigate to other pages in the book)
- **Practice Books:** term A and B books are available for children to view on-screen
- **Power Ups:** these are daily fluency activities used as a starter for each lesson
- **Teaching Tools:** flexible interactives which you may wish to share with children
- **Strengthen** activities: teacher guidance for children who have misconceptions and require further support, which you may wish to share with parents
- **Deepen** activities: open-ended, child-facing activities for those who have a strong understanding of the unit content
- **Pupil videos:** these aim to bring selected lessons to life to support remote learning. Although there are only videos for certain lessons, they can be used as an example of how to talk through the context, representations and examples that make up a lesson. Some extra videos will be launched in Jan 2021
- **Unit videos** (which explain the content in each unit for the teacher) can also be allocated if it is felt these would be useful for parents.

Additional support for teachers

Teachers may find the DfE's Ready to Progress Criteria useful in highlighting the learning that is most essential in each year group. We have matched Power Maths to these criteria, to help identify lessons and units that might be especially important to cover soundly. You can find this matching chart on the Planning Guidance page (click on the Planning tile after logging in) under 'New resources for September 2020'. We prepared a range of advice and extra resources for dealing with gaps in learning in advance of the autumn term in 2020. This page contains plenty of information which is likely to be useful during further school closures and subsequently: [Advice for Autumn 2020](#)

*Allocation of these resources and access to digital versions of the Practice Books are additional features worth £300 per year that will be freely available until at least Easter 2021.



Maths Flex

Maths Flex is a new online maths practice service for KS2 that combines mastery approaches to intelligent practice, with powerful personalisation. Maths Flex uses White Rose Maths* small-steps approach as the basis for setting highly personalised, individual practice.

As well as being used in school, Maths Flex is the perfect solution for remote maths practice:

- It is flexible in allowing you to either re-cap the previous term or to support deliver the new term's curriculum
- Powerful reporting gives you highly detailed information on pupil usage and progress, including highlighting those in need of stretch and intervention, and where there are common misconceptions to be addressed.

Once you have received your email with your login details and have access to ActiveLearn Primary, and have set up your teacher and pupil accounts you'll need to:

1. Align the Practice Plan with your Scheme of Work

- Follow the instructions in these 3 short videos to let the platform know where you are in your Scheme of Work/Plans.
- Set up your class and activate a plan [\[watch video\]](#)
- Match the dates in your practice plan to your scheme of work [\[watch video\]](#)
- Find out how to de-prioritise content from the learner's pathway [\[watch video\]](#)


2. Learn how the pupil uses Maths Flex

- See how the pupil will be using the Learner Pathway in Maths Flex and what each different type of practice "nugget" does. [\[watch video\]](#)

3. Learn about the reporting dashboard in Maths Flex

- Again there's a short video that's worth watching once your pupils have been using Maths Flex for a few days. [\[watch video\]](#)

*Maths Flex follows the White Rose Maths scheme of work but is not endorsed by White Rose Maths.



Abacus

Abacus is a maths scheme for children from Reception to Year 6. It has been built by a team of expert authors and teachers to inspire a genuine love of maths and help every child master mathematical concepts. It is written for the primary national curriculum in England and has been built with the outcome of Mastery in mind.

Abacus is built around a spiral curriculum so children have the opportunity to revise and practise what they have learnt throughout the year.

The planning area contains Long-term, Medium-term, Weekly and Daily plans, which you can export to Word and edit to suit your class.

As well as plans, it contains hundreds of resources that you can allocate to the children in your class for practising core skills and improving fluency. For example, there are fun interactive games and pupil videos [\[watch video\]](#), homework sheets and practice powerpoints

Find detailed guidance on how to set-up and use Abacus in this document: [Abacus Getting Started Guide](#) (PDF 5.29 MB)

You can:

- Use the planning area to access plans [\[watch video\]](#)
- Search for and allocate resources to children in your class [\[watch video\]](#)
- Learn about the Abacus games and videos [\[watch video\]](#)
- Access individual pages from the textbooks (KS2) and workbooks (KS1) in the Resources area
- See reports from children's work on allocated resources [\[watch video\]](#)
- If you are teaching maths lessons remotely, there are links in the plans (online and in Word) to resources relevant to the lessons, such as tools, practice powerpoints and resource sheets. You may want to allocate these to your class in advance of your lesson.

Parents can:

- Learn all about Abacus [\[watch video\]](#)
- Access allocated resources in the Pupil World [\[watch video\]](#)
- Play allocated activities with their children, especially the 414 Talking and Listening activities.



Heinemann Active Maths

HAM is a flexible maths programme for schools in Scotland and Northern Ireland, which breaks down the curriculum into manageable outcomes and provides a wide range of teaching, practice and assessment for teachers to adapt for the children in their class.

Find detailed guidance on how to set-up and use HAM in this document: [HAM Getting Started Guide](#) (PDF 5.6 MB)

Did you know...?

1. There are new Teaching Tools (added in 2020) that can be used across all topics and year groups
2. HAM was updated in 2019 to fully cover the assessment benchmarks
3. There is a Planning area for HAM (launched in Sept 2018) which shows a suggested route through the Exploring Number outcomes for each year group (P1-7) and helps you find all resources for each outcome in one place

What can children do at home?

- 480 Individual Practice Games: these provide fun practice of specific maths skills with a range of difficulty to keep all children challenged
- 72 Problem Solving and Reasoning tasks: real-life contexts encourage children to apply their maths skills
- 414 Talking and Listening activities, ideal for parents to play with children at home and discuss their mathematical thinking
- Lots of other activities in PDF format, e.g. Photocopiable Masters for practice and Question Banks for assessment

You can:

- Find and allocate resources to your class and view children's results [\[watch video\]](#)

Parents and children can:

- Access allocated activities in the My Stuff section of the pupil world [\[watch video\]](#)

**Science Bug**

Science Bug is a challenging and complete curriculum programme from Year 1 to Year 6.

Science Bug:

- develops subject knowledge through highly structured domain knowledge in the National Curriculum
- is designed, tested and proven with kids across the country in a range of settings, and packed with fun, hands-on activities, videos and animations
- provides support and guidance to use in a way that's right for you, personalised to the needs of your school and setting with tools and suggestions to inspire your science teaching.

You can:

- Learn about the product and start using it with your class at home [\[watch video\]](#).
- Get an overview of the Science Bug planning area [\[watch video\]](#).

Parents can:

- Access allocated resources in the Pupil World [\[watch video\]](#)



School Jam

School Jam is a brand new app featuring fun, easy-to-use maths activities to engage parents with their children's learning and to help them make better progress in class. It provides maths activities for children in Reception and KS1.

School Jam is perfectly matched to Power Maths lessons and the White Rose schemes of learning.

Find detailed guidance on how to set-up and use School Jam [here](#).

School Jam includes:

- Practical activities: short, fun activities which might require simple items from around the house. Activities have a demo video or clear image to help explain how to do them.
- Digital activities: children and parents work together to complete digital games.
- Maths help videos: to show parents/carers the methods children are using in class.

You can:

- Generate child codes and send letters to parents [\[watch video\]](#) (letters are also provided in the four most common languages found in UK schools after English. Find these in Classroom Support.)
- Introduce School Jam to parents and colleagues with engaging presentations
- Have full control over when activities are sent out, and preview every activity before you send it [\[watch video\]](#)
- Monitor parental engagement by seeing how many children have completed the activities as well as receive screenshots of completed digital activities through the reporting screens [\[watch video\]](#)
- Award certificates to celebrate children and parent's engagement on School Jam!

Parents can:

- Play fun maths activities with their child on the app as soon as it has been sent from ActiveLearn Primary [\[watch video\]](#).
- Decide whether to take part in the optional stretch activities if they feel their child is engaged and wants to do more.
- Take fun celebration photos when they have completed an activity.
- Learn about the methods their children are using in class.