



FULL coverage of the
2014 National Curriculum

YOUR guide to our complete language suite for KS3 French



www.pearsonschoools.co.uk/KS3languages

French your pupils will want to learn!



- Packed with content your pupils will enjoy learning.
- Opens windows to the French-speaking world.
- A tried-and-tested approach to progression.
- Boosts engagement with our **ActiveLearn** Digital Service!
- Complete coverage of the 2014 National Curriculum.
- **NEW** Studio KS3 French toolkit by Rachel Hawkes.

See back cover

“Studio is amazing. It has totally revolutionized the work we’re doing with KS3 and is so enjoyable to teach. It has helped us to raise attainment, with last year’s Year 9s (who started with it in Year 7) achieving our best KS3 results ever. They also entered KS4 really well prepared for the more challenging comprehension tasks they would encounter.”

Mrs J. Ardern, Principal Teacher of Modern Languages,
Our Lady’s Catholic High School, Preston, Lancashire

“We think Studio is great. I like the option of Accès Studio and Studio for beginners and students that may have already studied some French... It’s great that there are flashcards and games available. It’s also good that the listening exercises have pre-recorded repeats – it saves a lot of hassle...”

Jo Grindrod, Canons High School, Edgware, Middlesex

Supports learning and provides full coverage of the 2014 National Curriculum for Modern Languages.

Studio! – French your pupils will want to learn!

Pupil Books

- Packed with content your pupils will enjoy learning.
- A tried-and-tested approach to progression.
- Support for the introduction of phonics to help develop independent speaking and reading skills from the start.
- Build skills to facilitate progression to Key Stage 4.
- Extension units in Years 7 and 8 and parallel differentiated books in Year 8 and 9.
- Bridge the gap between Primary and Key Stage 3 with our Accès Studio resources.

Includes complete coverage of the 2014 National Curriculum

Active Books

- Online versions of the Pupil Books that learners can view on-screen in class or at home.
- Audio for all of the listening activities in the Pupil Book can also be accessed in the ActiveBook.

Workbooks

- Extra reading and writing practice - ideal for homework and cover lessons. Available as printed booklets or as a digital download.



ActiveLearn Digital Service

Front-of-class teaching resources

(previously known as ActiveTeach)

- The online Pupil Book on screen facilitates whole class teaching and the zoom feature helps you focus on individual tasks.
- Video clips following a group of students bring the language in each module to life.
- Electronic flashcards and whole-class interactive games introduce and consolidate new language.
- Phonics are introduced with video to help develop independent speaking skills from the start.
- The facility to build your own lessons will help you to personalise learning.

Teacher planning materials

- Downloadable Teacher's Guides* provide complete support for planning and teaching, including customisable schemes of work.

*Teacher's Guides also available in print

Online homework and support

(previously known as ActiveLearn)

- Differentiated interactive listening and reading activities, directly linked to every core unit of the Pupil Book, provide extra practice for pupils.
- All activities are self-marking and results are tracked, so pupils get instant feedback and you can see how they are progressing.
- Extra grammar and vocabulary activities consolidate learning.
- On-screen hints and feedback help pupils work independently.

Progression and assessment material

- Downloadable Assessment Packs provide end-of-module and end-of-year tests in all four skills to help monitor pupils' progress.



Try these resources for yourself with FREE online evaluation at www.pearsonschools.co.uk/ks3languages

Front-of-class teaching

Boost engagement with the online interactive Pupil Books on screen (previously known as ActiveTeach)

Interactive flashcards are embedded to support learning vocabulary.

All audio for the Pupil Book is provided, so you can do listening at the click of a button.

Navigate the Pupil Books and zoom in on key tasks.

Grammar powerpoints and games help with teaching new structures.

Video stories feature twice per module. Pupils are taken through a culturally rich video story involving a group of friends in France. A worksheet on each video helps to guide viewing and support comprehension.

Audio Files

Audio files are available within the front-of-class teaching resources. They are also available to purchase as an online download.

Pupil Books

Available in print or online ActiveBooks with embedded audio files

Studio 1

Module 1 – C'est perso
Module 2 – Mon collègue
Module 3 – Mes passetemps
Module 4 – Ma Zone
Module 5 – 3...2...1...Partez!
Module 6 – Studio découverte (extra curricular)

Studio 2 (Rouge and Vert)

Module 1 – T'es branché(e)
Module 2 – Paris, je t'adore!
Module 3 – Mon identité
Module 4 – Chez moi, chez toi
Module 5 – Quel talent?!

Studio 3 (Rouge and Vert)

Module 1 – Ma vie sociale d'ado
Module 2 – Bien dans sa peau
Module 3 – À l'horizon
Module 4 – Spécial vacances
Module 5 – Moi dans le monde

Teaching and learning objectives are clearly defined.

Key language is laid out to support scaffolded learning.

Studio 1 Pupil Book, Module 3, Unit 4

The page is titled 'J'aime faire ça!' and features a video story about hobbies. It includes interactive elements like audio buttons, flashcards for hobbies (e.g., jouer, regarder, écouter), and grammar exercises. Callouts point to specific features: 'Teaching and learning objectives are clearly defined' points to the top section; 'Key language is laid out to support scaffolded learning' points to the 'Je joue à...' section; 'Grammar boxes explain new grammar and refer pupils to a dedicated spread where it is explored further' points to the 'Studio Grammaire' box; 'Productive exercises draw together learning to support progression to higher levels of achievement, faster' points to the 'Écris une réponse à Yasmine' section; 'Skills tips boost your pupils' learning' points to the 'Focus on the verbs' tip.

Grammar boxes explain new grammar and refer pupils to a dedicated spread where it is explored further.

Productive exercises draw together learning to support progression to higher levels of achievement, faster.

Skills tips boost your pupils' learning.

Pupil Books and ActiveBooks

Rich material that opens the window to the French-speaking world!

Topics are chosen to engage and inspire your pupils. For example, talking about getting ready to go out with friends.



Studio 1 Pupil Book, Module 5

Pupil Books and ActiveBooks

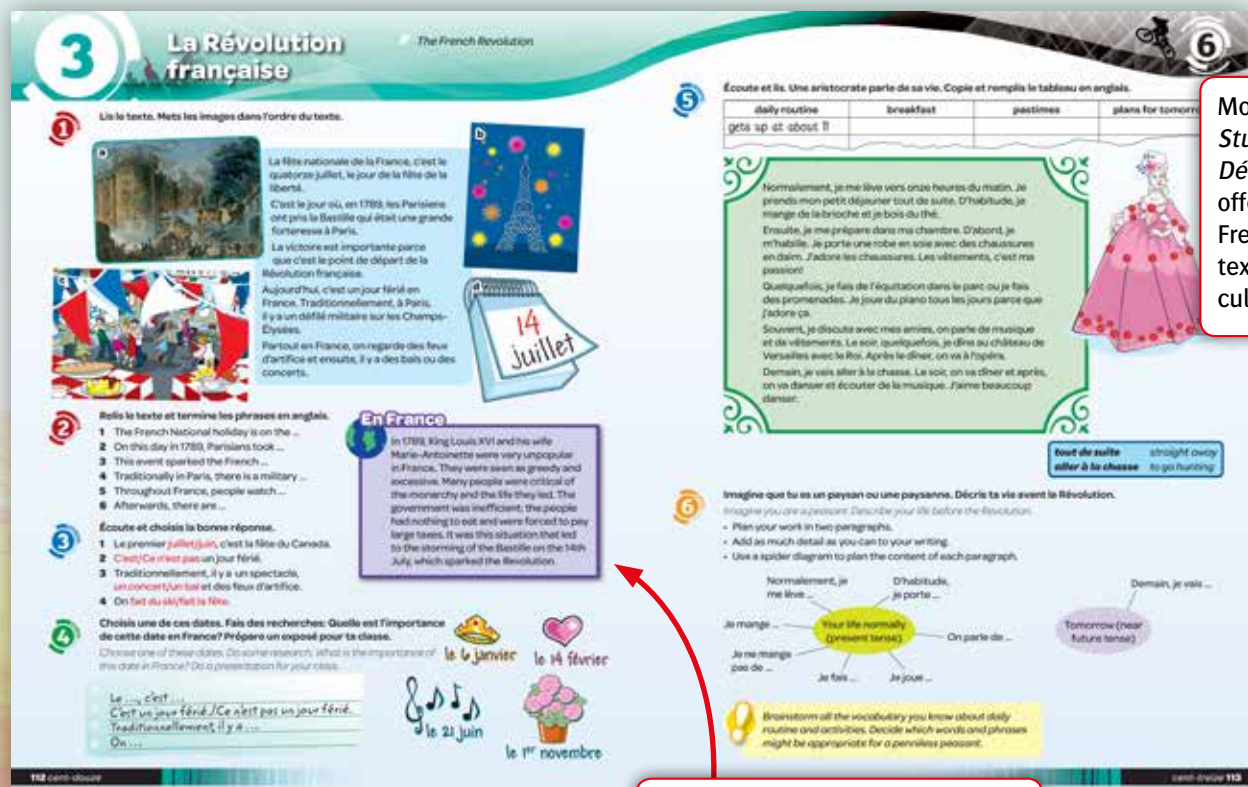
Differentiated to help you cater fully to the needs of your pupils

Differentiated self-access sections in Pupil Book 1 offer reinforcement and stretch to help the full ability range progress.

Pupil Books from Year 8 are differentiated into Vert (reinforcement) and Rouge (extension) to offer pupils activities at a level and pace that's exactly right for them.



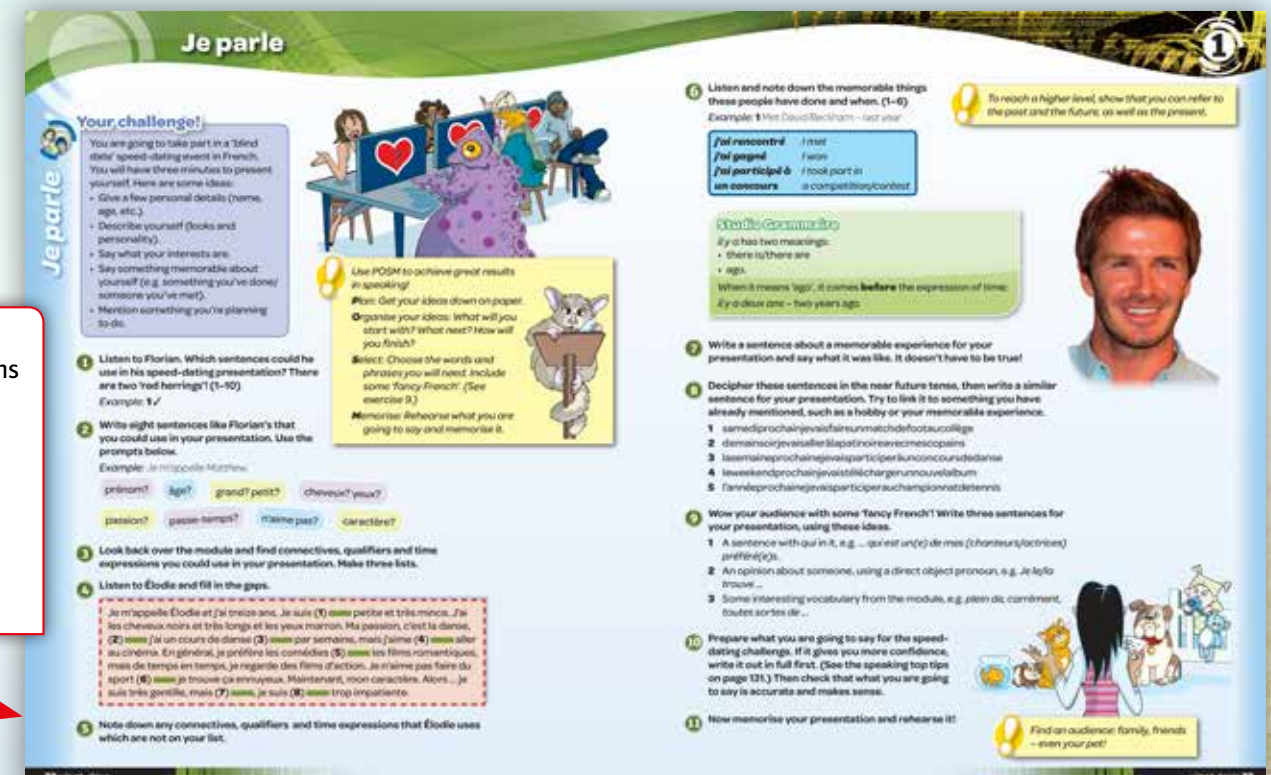
Studio 1 Module 3



Studio 2 Pupil Book, Vert, Module 6

Module 6, Studio Découverte, offers links to French literary texts and other cultural topics.

Cultural spotlights bring the French-speaking world into focus.



Studio 3 Rouge, Module 1

Je parle and J'écris sections in Book 3 are scaffolded to help pupils reach higher levels in speaking and writing.

Online homework and support

Motivating online learning that helps your pupils practise their language skills in class or at home

Instant marking motivates learners to try again or proceed with further work.

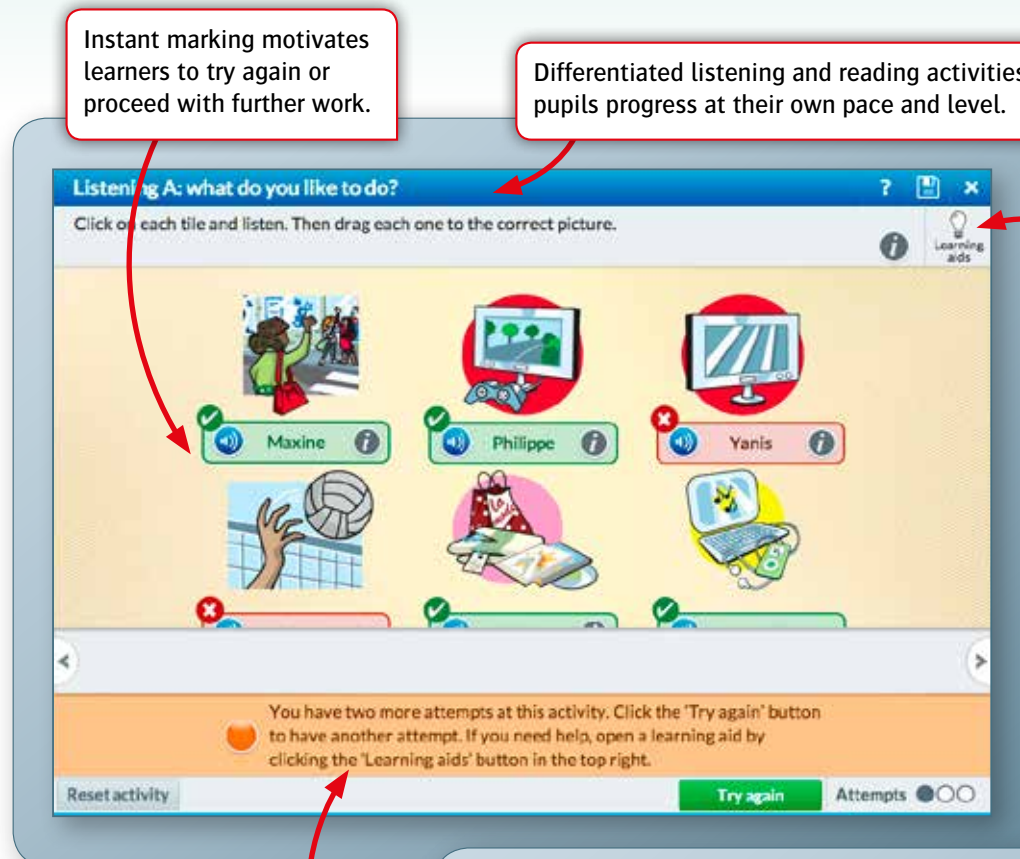
Differentiated listening and reading activities help pupils progress at their own pace and level.

Learning aids, such as vocab lists or grammar boxes can be accessed for support.

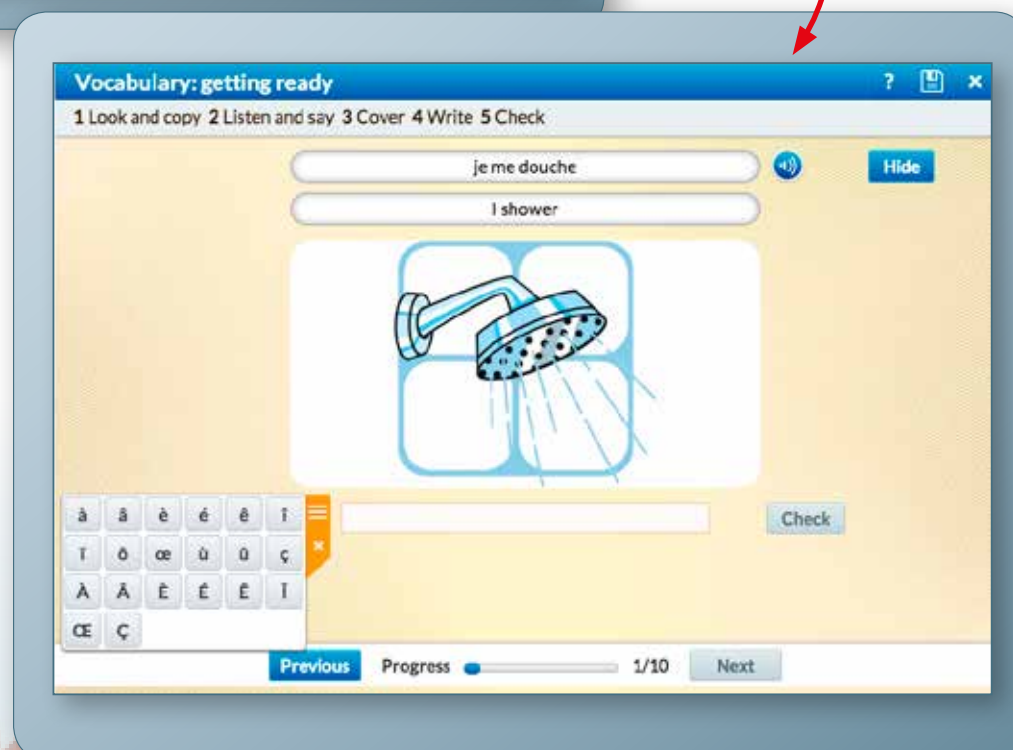
Four-stage vocabulary activities, including transcription, are very effective in helping your pupils to learn new words.

On screen hints and feedback aid independent work in class or at home.

Interactive grammar activities boost your pupils' knowledge of key structures.



Studio 1



Studio 1

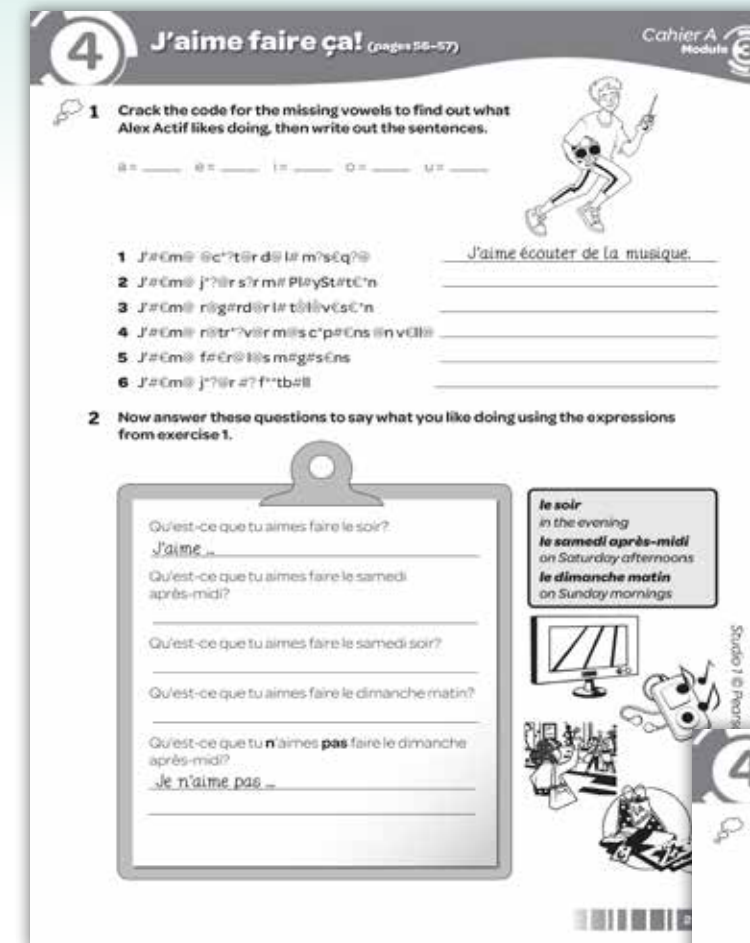
Workbooks

Differentiated Workbooks support homework and cover work with activities at the right level for independent work

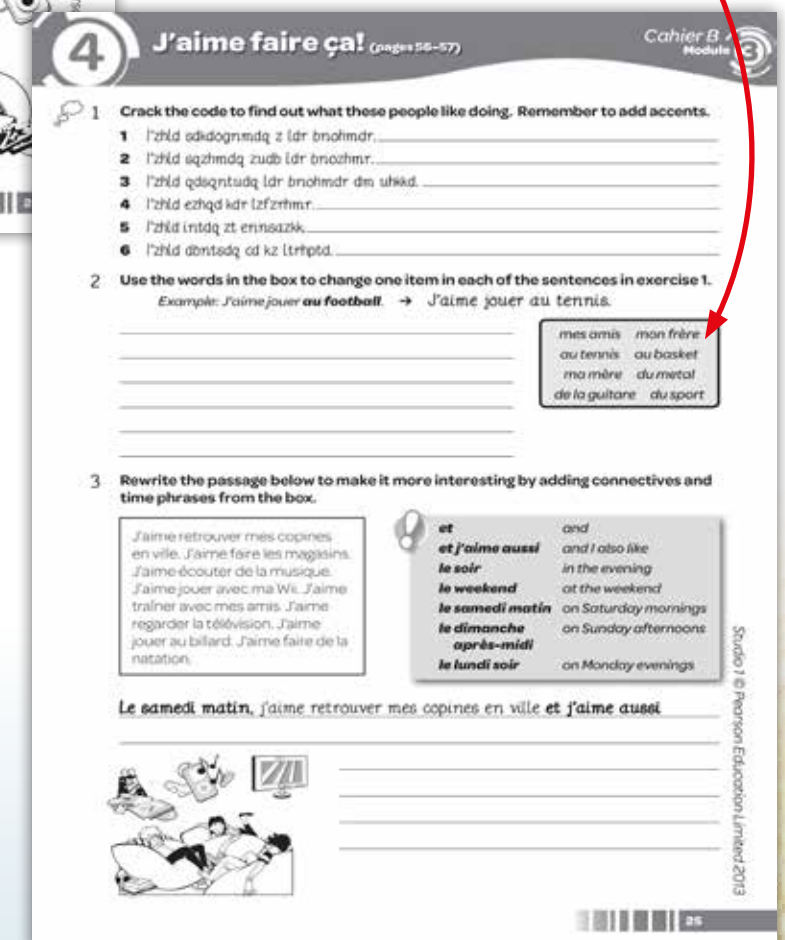
Workbooks are comprehensive, with material to go with all key teaching spreads in the Pupil Book.

A wide variety of activities keeps your pupils motivated and develops their language learning skills.

Appropriate scaffolding ensures that they can complete work at home or during cover lessons.



Studio 1 Workbook A



Studio 1 Workbook B

Available in print or downloadable PDFs

Teacher Planning Materials

Downloadable Teacher's Guides provide full support for planning and teaching, including complete coverage of the 2014 National Curriculum for MFL

Detailed teacher's notes provide comprehensive support for teaching with links to key resources, PLTS references, answers and transcripts.

Module overview grids give a clear view of each module to help with medium term planning.

Coverage of the 2014 National Curriculum Programme of Study is referenced in the introduction of the Teacher's Guide, the scheme of work, Module overviews and teacher's notes for each unit.

Studio 1 Teacher's Guide

Unit 4 J'aime faire ça! (Pupil Book pp. 56-57)

Learning objectives

- Saying what you like doing
- Using aimer + the infinitive

Programme of Study references

LC1 Listening and responding
LC3 Conversation
LC5 Accurate pronunciation and intonation

FCSE links

Unit 1: Relationships, family and friends (Meeting up with friends/activities)

Grammar

- aimer/adorer/détester + infinitive

Key language

Qu'est-ce que tu aimes faire ... ?
le samedi/le dimanche matin/après-midi/soir ...
J'aime ...
retrouver mes amis en ville, regarder la télévision/la télé, jouer sur ma PlayStation, écouter de la musique, faire les magasins, faire du sport, travailler avec mes copains, téléphoner à mes copains.

PLTS

E Effective participants
ICT: e-mailing

Resources

Audio files:
39_Module3_Unit4_Ext1.mp3
40_Module3_Unit4_Ext2.mp3
41_Module3_Unit4_Ext3.mp3
42_Module3_Unit4_Ext4.mp3

Workbooks:
Cahier d'exercices A & B, page 25

ActiveTeach:
Starter 2 resource p.056 Video 6 p.056 Video worksheet 6 p.056 Flashcards p.056 Learning skills p.057 Learning skills

ActiveLearn:
Listening A, Listening B Reading A, Reading B Grammar, Vocabulary

Starter 1

Aim

To review aimer + the infinitive

Give pupils three minutes to write six sentences using J'aime + a different infinitive. If necessary, model an example for support (e.g. J'aime chatter sur MSN).

Hear some answers. Explain that this unit will cover different verbs used to express likes/dislikes, all of which are followed by the infinitive.

1 Écoute et trouve la bonne image. (1-8) (Listening L2)

Listening: Pupils listen to eight conversations and identify the correct picture and phrase for each, writing the appropriate letter.

Audio script **Track 39**

1 - Bonjour. Qu'est-ce que tu aimes faire le soir?
- Euh ... Le soir, j'aime écouter de la musique.

2 - Pardon. Qu'est-ce que tu aimes faire le weekend?
- Le dimanche matin, j'aime faire du sport.

3 - Et toi? Qu'est-ce que tu aimes faire le weekend?
- Salut! Le samedi après-midi, j'aime faire les magasins.

Answers

1 in the evenings 2 on Sunday mornings
3 on Saturday afternoons
4 on Saturday evenings
5 on Saturday mornings 6 in the evenings

95

Module 3: Mes passetemps (Pupil Book pp. 48-49)

Unit & Learning objectives	Programme of Study references	Key language	Grammar and other language features
1 Mon ordi et mon portable (pp. 50-51) Talking about computers and mobiles Using regular -er verbs	GV1 Tenses (present) GV2 Grammatical structures (adverbs of frequency) LC1 Listening and responding LC4 Expressing ideas (speaking/writing) LC5 Accurate pronunciation and intonation LC6 Reading comprehension	Je joue Je surfe sur Internet. Je chatte sur MSN etc. quelquefois, souvent, tous les jours, etc.	G regular -er verbs (singular) - adverbs of frequency
2 Tu es sportif/sportive? (pp. 52-53) Talking about which sports you play Using jouer à	LC4 Expressing ideas (speaking) LC5 Accurate pronunciation and intonation	Je joue ... au basket, à la pétanque, sur la Wii, etc. Tu es sportif/sportive? Oui, je suis (assez/très) sportif/sportive. Non, je ne suis pas (très) sportif/sportive. Mon sport/ma sportive préféré(e) est ...	G jouer à + a sport - preparing for a presentation - speaking skills: pronunciation, grammar and delivery
3 Qu'est-ce que tu fais? (pp. 54-55) Talking about activities Using the verb faire	GV2 Grammatical structures (faire de) LC3 Conversation LC4 Expressing ideas (writing)	Qu'est-ce que tu fais? Je fais ... du roller, de la natation, de l'équitation, des promenades, etc. en été, en hiver quand il fait beau quand il pleut etc.	G faire de + a sport/activity - reading strategies: patterns, rhymes, picture clues
4 J'aime faire ça! (pp. 56-57) Saying what you like doing Using aimer + the infinitive	LC1 Listening and responding LC3 Conversation LC5 Accurate pronunciation and intonation	Qu'est-ce que tu aimes faire ... ? le soir, le weekend, etc. J'aime retrouver mes amis en ville, écouter de la musique etc.	G aimer/adorer/détester + infinitive - distinguishing between verb forms (J'aime jouer/je joue)

91

Studio 1 Teacher's Guide

Progression and Assessment

Downloadable Assessment Packs match the content of the course

Assessments are provided in listening, speaking, reading and writing.

Tests are provided at a range of levels to support progression.

Speaking and writing tests provide scaffolded support to help pupils understand how they can improve their performance.

Studio 1 Assessment Pack

Listening 3

A What does Irina do on Saturdays? Put the pictures in the order she does the activities. Write the correct letter in the space provided. (Level 3)

A B C D
E F G H

1 2 3 4 5 6 7

B Listen to Yanis. What do the members of his family do in their spare time? Write the correct letter for each person in the space provided. (Level 4)

A B C D
E F G H

Example: His brother
1 His father
2 His mother
3 His sister
4 His grandfather
5 His grandmother
6 Yanis

Marks Level

Studio 1 Assessment Pack © Pearson Education Limited 2013

Studio 1 Assessment Pack

Mapped to pre-2014 National Curriculum Levels for departments that are still using them.

Word format means that level descriptors can be customised to fit alternative scales of progress.

Studio 1 Assessment Pack

Writing 2

Write a few sentences or a paragraph about yourself. Say what you do and like doing in your free time. (Levels 3-4)

- Es-tu sportif/sportive? Que fais-tu comme sport?
- Que fais-tu le weekend?
- Qu'est-ce que tu fais avec ton ordinateur?

You can show achievement at Level 3 or 4, depending on how you carry out the task.

Level 3

Write two or three sentences, adapting and extending the example supplied by using different details. Your answers must be sentences and not single words.

Example

Je (ne) suis (pas) sportif/sportive.

- Say whether you are sporty.
- Say what sport(s) you do.
- Say what you do at the weekend.
- Say what you do on the Internet.

Level 4

Write a short paragraph to answer the questions, using your own language. Make your writing more interesting by including qualifiers, adjectives, negatives and connectives.

Example

Je suis assez sportif/sportive. Je joue du basket ... et je fais du jogging ... J'aime parce que c'est ...

- Say whether you are sporty or not.
- Say what sports you do and how often you do them.
- Say what you do at the weekend and what you think of it.
- Say what you like to do and why.
- Say how you spend your time on the Internet.

Studio 1 Assessment Pack © Pearson Education Limited 2013

quarante-quatre 44

Studio 1 Assessment Pack

Accès Studio

The perfect transition resource for Studio!

A bright, colourful and highly accessible online **front-of-class teaching resource** to help align the learning of your Year 7 pupils coming through from primary.

Alternatively the Accès Studio could be used by your feeder primaries to cover the basics in French and transition perfectly to Studio 1 at the start of Year 7.



Audio files are embedded for ease of use and quick access.

The course supports front-of-class teaching.

Fun flashcards and games feature throughout to help teach or consolidate new language.

The Zoom features allows you to focus your pupils' attention on particular parts of the page – ideal for guiding learning.

Accès Studio

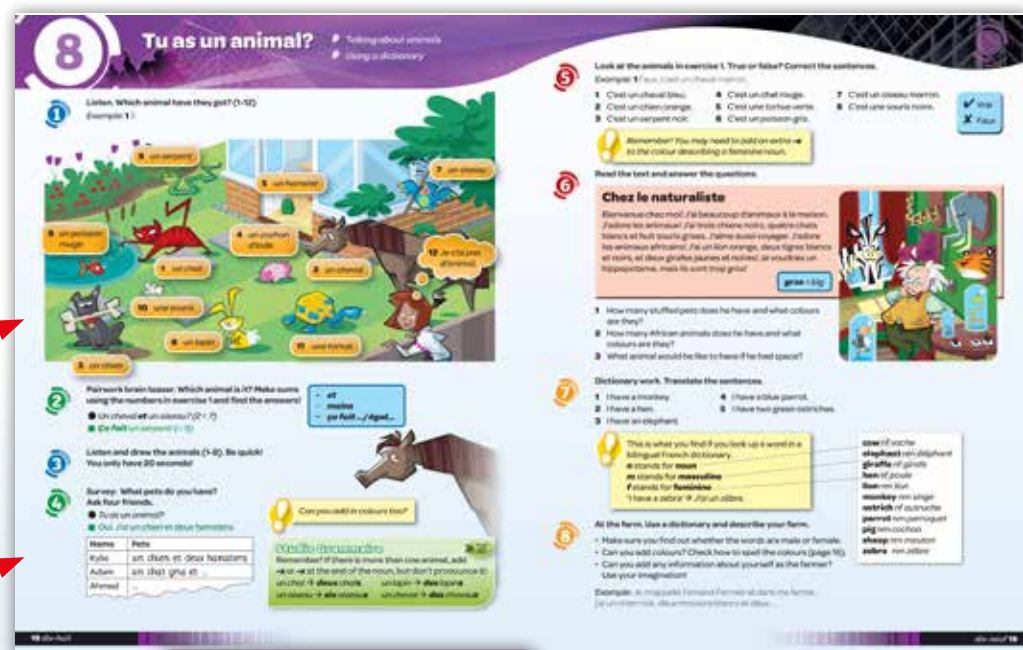
Accès Studio Pupil Book

A clear and colourful beginners or catch up booklet!

To be used alongside Accès Studio front-of-class teaching resources or separately, depending on the needs of your class.

Activities suitable for use in Year 7 or earlier.

Layouts and features follow the same style as the rest of Studio, aiding transition to use of Studio 1.



Accès Studio Pupil Booklet



What's in KS3 Studio?

French your pupils will want to learn

Years 7

Pupil Books & ActiveBooks



(Transition) (Levels 1-5)

Workbooks A & B*



Years 8

Pupil Books & ActiveBooks



(Levels 1-5) (Levels 3-6)

Workbooks Vert & Rouge*



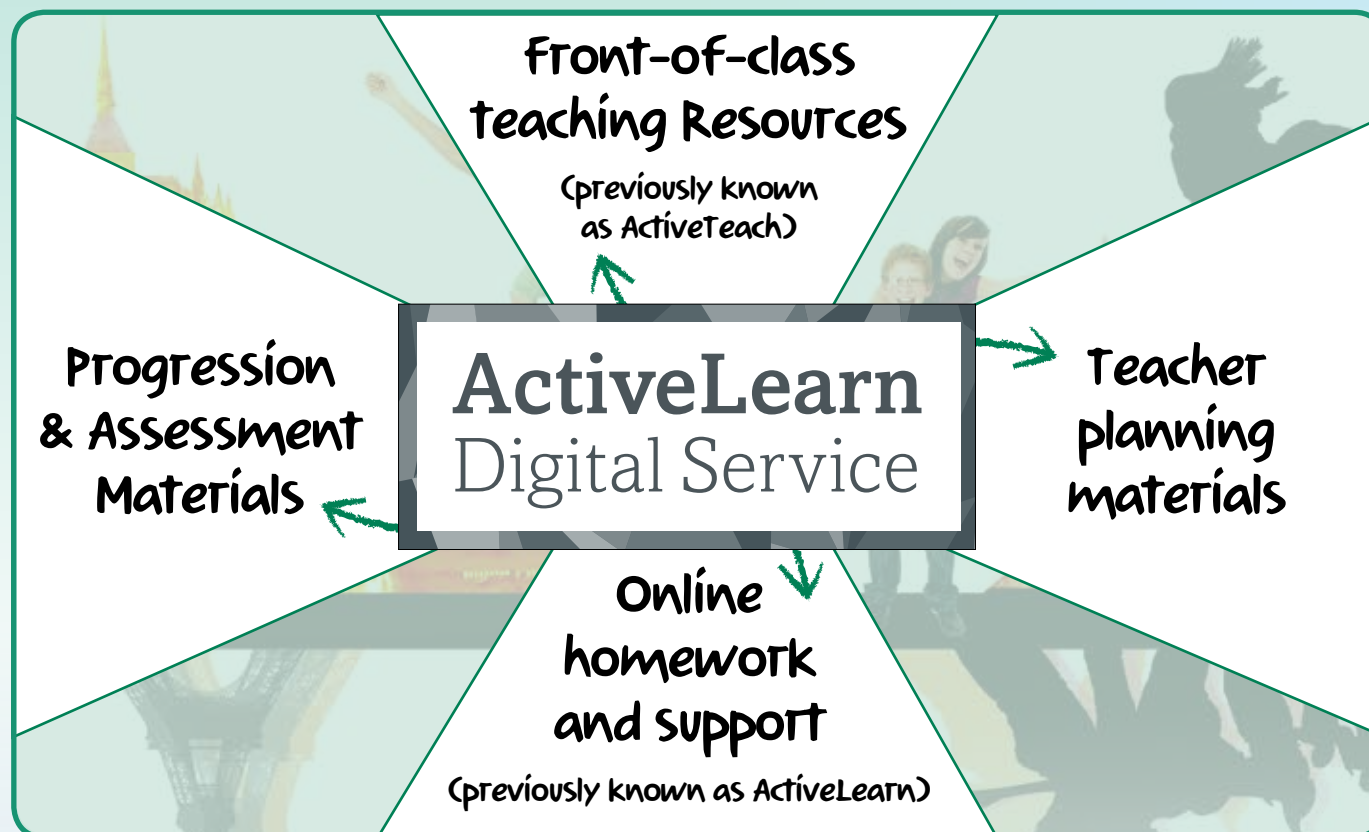
Years 9

Pupil Books & ActiveBooks



(Levels 1-5) (Levels 4-7)

Workbooks Vert & Rouge*



* Audio files also available to purchase and download separately. The workbooks are also available as a digital download.

FREE online evaluation at www.pearsonschoools.co.uk/KS3languages

New for 2015

Studio KS3 French toolkit: Translation, Literary Texts and Classroom Talk by Rachel Hawkes

Our **Studio KS3 French toolkit** has been written to help you meet the demands of the new KS3 Programme of Study – how to teach translation, use literary texts and boost spontaneous use of the target language. Written and designed by Rachel Hawkes to focus on the key areas of the curriculum which will improve progress. The toolkit provides ready-made resources for immediate use with students across the whole of KS3.



Teaching resources contain:

- French-English and English-French translation worksheets for Years 7, 8 and 9
- French literary texts for Years 7, 8 and 9
- French talk tasks, classroom talk cards, posters and mats

Planning resources contain:

- Pedagogical guides
- Instructional videos
- Teacher's Notes
- KS3 progression charts
- Videos of classroom talk activities in lessons

Each toolkit is available to order online as a download, find out more www.pearsonschools.co.uk/ks3frenchtoolkit

Also available for
German and Spanish

Stimmt!

VIVA!

Buy online

Build your own order online for Studio and tailor it to your needs.

www.pearsonschools.co.uk/KS3languages

Call us

You can call Customer Services to place an order on **0845 630 3333**. We're open Monday to Friday 8.00am to 5.00pm.