

Stimmt!

Your guide to our complete course for KS3 German



The
UK's most
popular
course for KS3
German!

www.pearsonschools.co.uk/KS3languages

German your pupils will want to learn!



- Builds key language skills at KS3 providing a seamless transition to our Pearson Edexcel and AQA GCSE (9-1) courses, preparing pupils for progression to the new GCSE.
- Enabling all abilities to progress with fully differentiated print and digital resources.
- Renowned pupil-friendly approach to grammar, so you can be sure pupils are ready to progress when they move to GCSE.
- Helping pupils to establish good pronunciation and spelling, key sounds are introduced using phonics.
- Gives your pupils a real taste of German culture with up-to-date resources that bring language learning to life.


“ Stimmt! provides a fresh and modern slant on learning German, designed by inspirational teachers for a new generation of language learners. The course provides stretch and challenge for all learners, with a range of strategies and opportunities for progression. ”

Lisa Probert, Teacher at Fitzharrys School,
Abingdon, Oxfordshire

What's in Stimmt! for KS3 German?

Pupil Books

- Packed with content your pupils will enjoy learning.
- A tried-and-tested approach to progression.
- Support for the introduction of phonics to help develop independent speaking and reading skills from the start.
- Build skills to facilitate progression to Key Stage 4.
- Extension units in Years 7 and 8 and parallel differentiated books in Year 9.



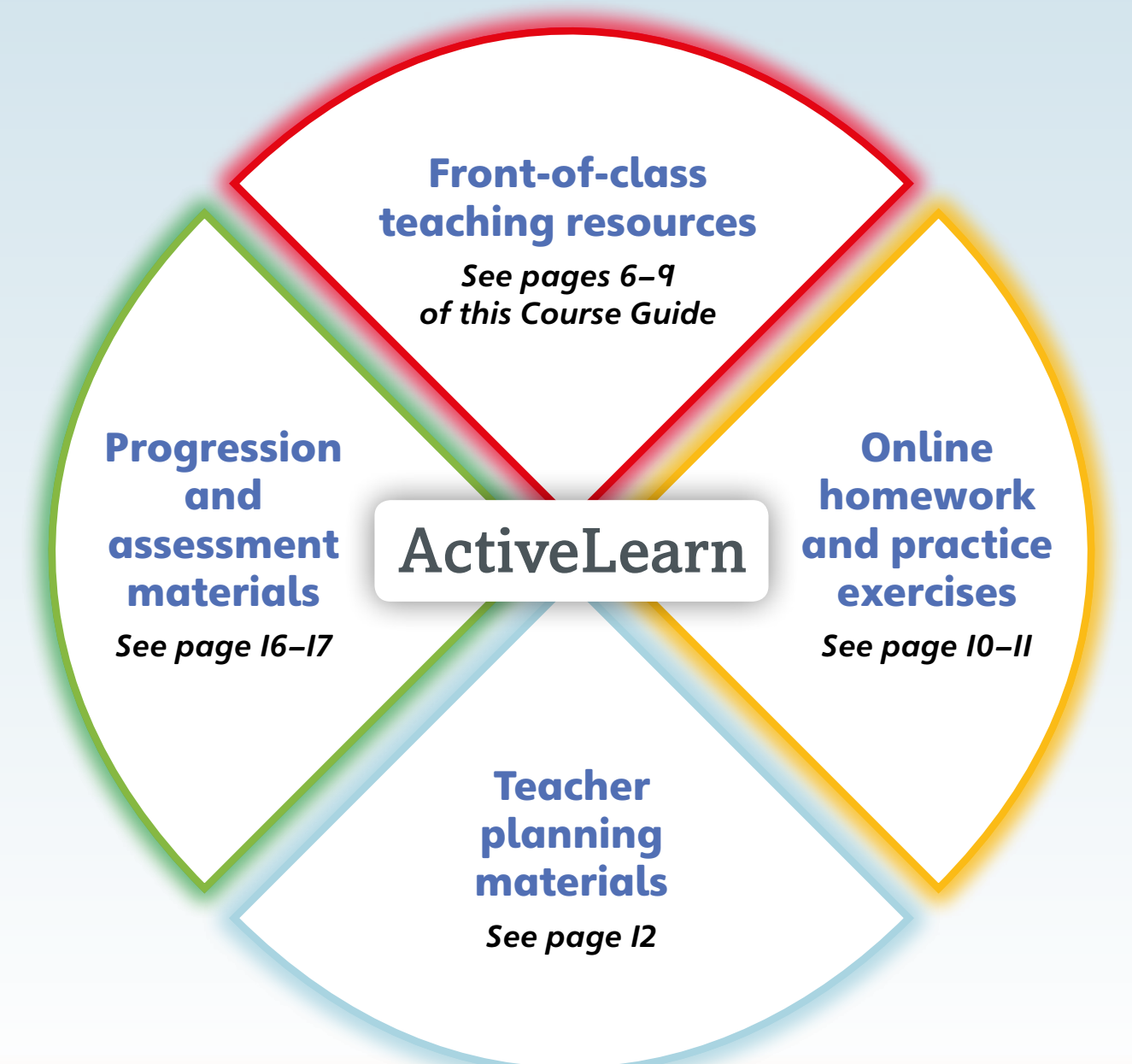

Active Books

- Online versions of the Pupil Books that learners can view on-screen in class or at home.
- Audio for all of the listening activities in the Pupil Book can also be accessed in the ActiveBook.



Workbooks

- Extra reading and writing practice - ideal for homework and cover lessons. Available as printed booklets or as a digital download.



Front-of-class teaching resources

Boost engagement with the online interactive Pupil Books on screen

Teaching phonics is supported through visuals and a video. These can be used to improve pupils' pronunciation and memory skills, and help with transcription activities.

Interactive flashcards are embedded to support learning vocabulary.

Grammar powerpoints and games help with teaching new structures.



Stimm! 1

All audio for the Pupil Book is provided so you can do listening at the click of a button.

Video stories feature twice per module. Pupils are taken through a culturally rich video story involving a group of friends in Germany. A worksheet on each video helps to guide viewing and support comprehension.

Audio Files

Audio files are available within the front-of-class teaching resources. They are also available to purchase as an online download.

“ This is the future – it's what pupils respond to in the class – with lots of interactive work. I am loving it. ”

Sonia Haddad, Head of Modern Foreign Languages, St Mary's High School, Newry, Co. Down

Pupil Books

Available in print or as online ActiveBooks with embedded audio files

Stimm!

Stimmt! 1

Kapitel 1 – Meine Welt und ich
Kapitel 2 – Familie und Tiere
Kapitel 3 – Freizeit – juhu!
Kapitel 4 – Schule ist klasse!
Kapitel 5 – Gute Reise!

Stimmt! 2

Kapitel 1 – Ich liebe Ferien!
Kapitel 2 – Bist du ein Medienfan?
Kapitel 3 – Bleib gesund!
Kapitel 4 – Klassenreisen machen Spaß!
Kapitel 5 – Wir gehen aus

Stimmt! 3

Kapitel 1 – Vorbilder
Kapitel 2 – Musik
Kapitel 3 – Meine Ambitionen
Kapitel 4 – Die Kindheit
Kapitel 5 – Rechte und Pflichten

Teaching and learning objectives are clearly defined.

Cultural spotlights in every module bring the German-speaking world into focus.

Key language is laid out to support scaffolded learning.



Stimm! 1 Pupil Book, Kapitel 2

Productive exercises draw together learning to support progression to higher levels of achievement.

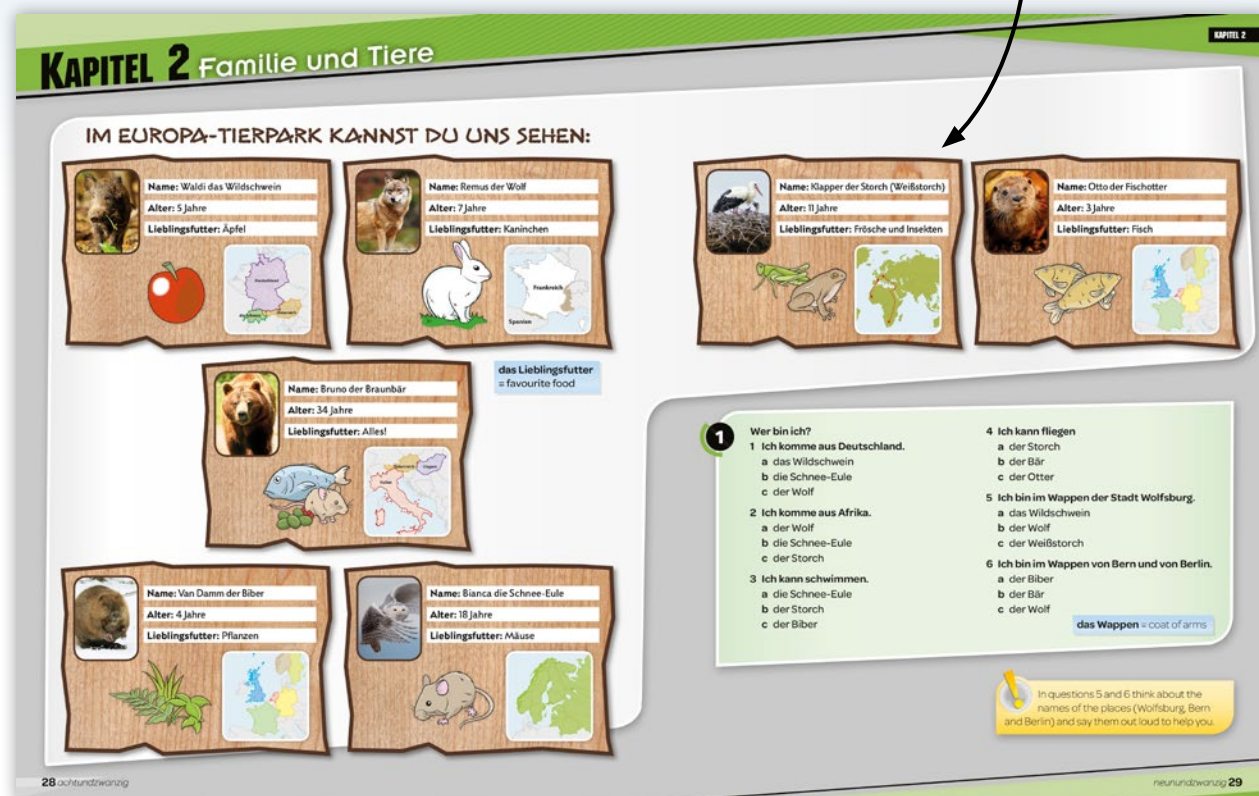
Grammar boxes explain new grammar and refer pupils to a dedicated spread where it is explored further.

Skills tips boost your pupils' learning.

Pupil Books and ActiveBooks

Module starter quizzes open the window to the German-speaking world!

The quizzes allow your pupils to engage with a new area of language through fun activities.



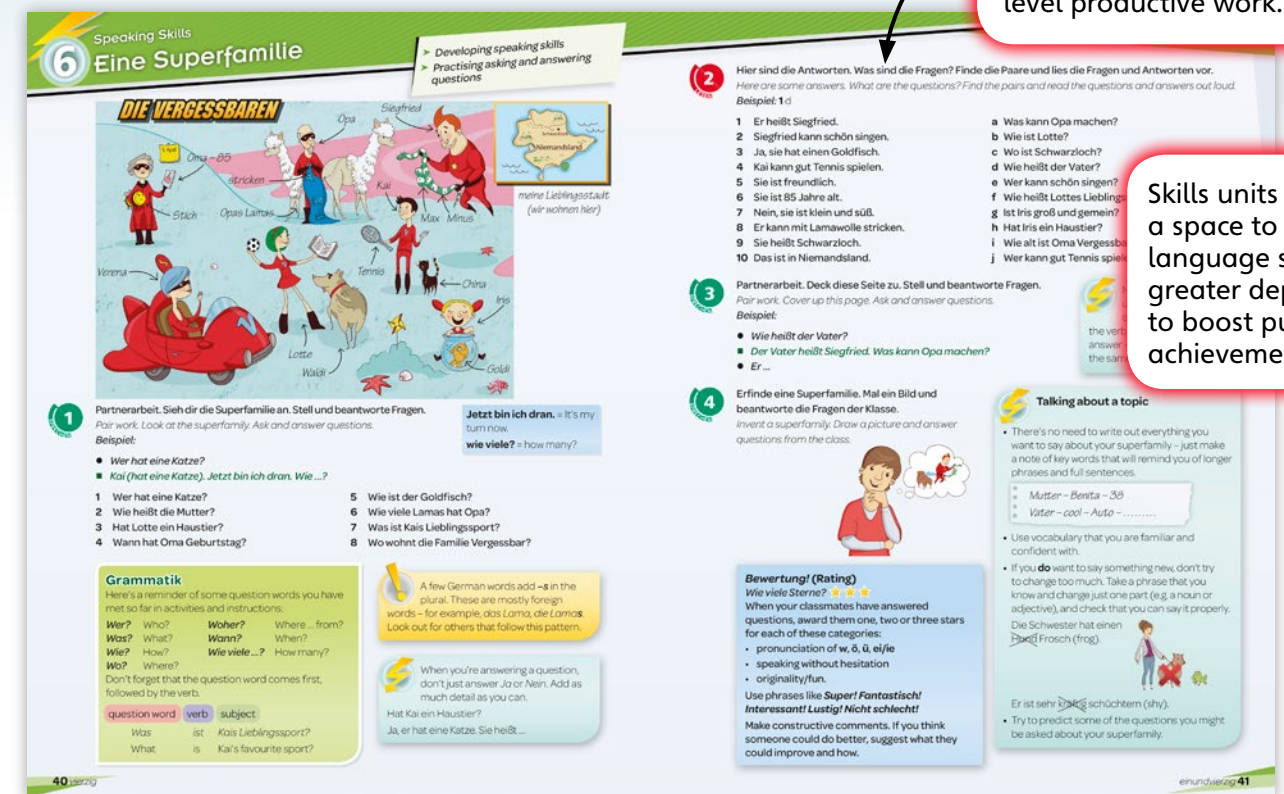
Stimmt! I Pupil Book, Kapitel 2

Pupil Books and ActiveBooks

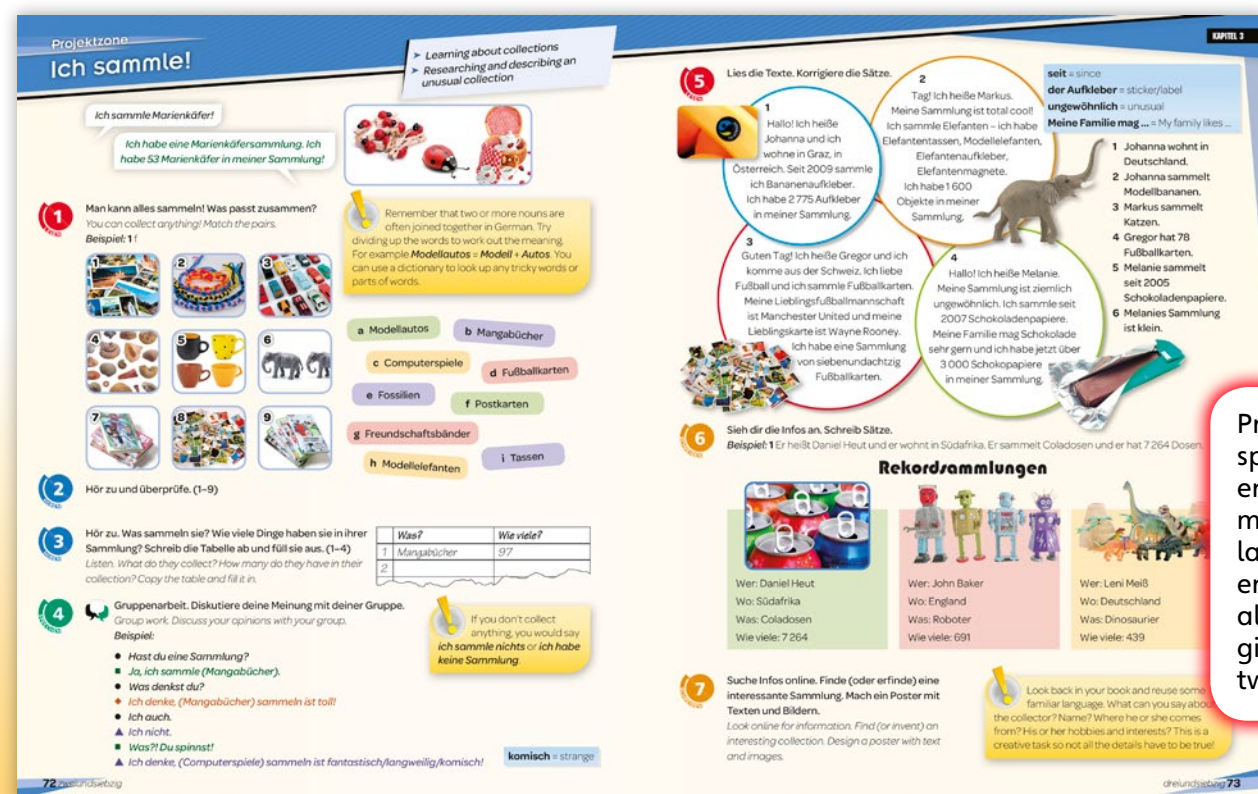
A tried-and-tested approach to progression with the right scaffolding and support to boost attainment

Skills units at the end of every module, this speaking skills spread for example, draw together language already covered and build up to higher-level productive work.

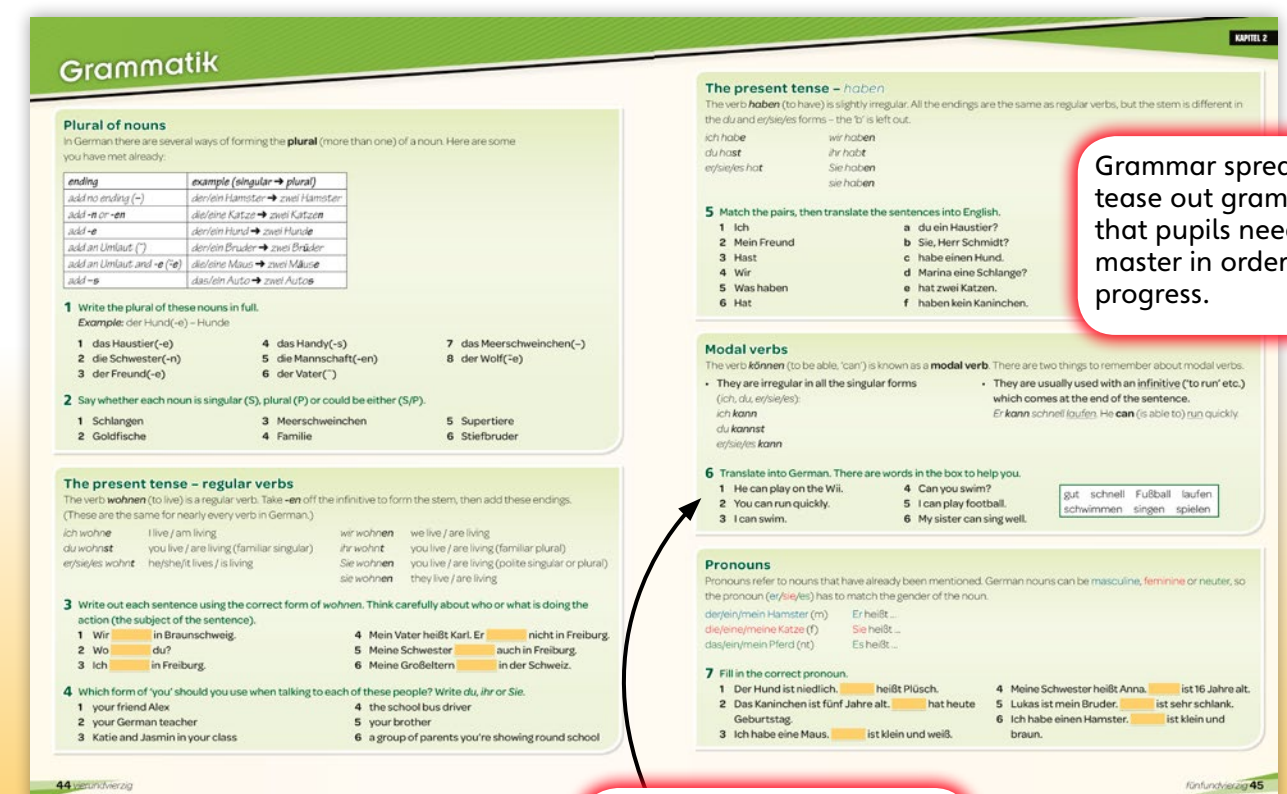
Skills units provide a space to explore language skills in greater depth, helping to boost pupils' achievements.



Stimmt! I Pupil Book, Kapitel 2



Project spreads at the end of each module reuse language encountered already and give it new twist.



Grammar spreads
tease out grammar
that pupils need to
master in order to
progress.

Exercises feature regularly to build translation skills.

Online homework and support

Motivating online learning that helps your pupils practise their language skills in class or at home

Listening A: what can these pets do?

Listen to the descriptions of what these six pets can do. Match each pet to the correct picture by clicking on the box in the column with the letter of the picture.

| | A | B | C | D | E | F |
|---------------|--------------------------|--------------------------|--------------------------|--------------------------|--------------------------|--------------------------|
| 1 Goldi | <input type="checkbox"/> | <input type="checkbox"/> | <input type="checkbox"/> | <input type="checkbox"/> | <input type="checkbox"/> | <input type="checkbox"/> |
| 2 Marshmallow | <input type="checkbox"/> | <input type="checkbox"/> | <input type="checkbox"/> | <input type="checkbox"/> | <input type="checkbox"/> | <input type="checkbox"/> |
| 3 Patrick | <input type="checkbox"/> | <input type="checkbox"/> | <input type="checkbox"/> | <input type="checkbox"/> | <input type="checkbox"/> | <input type="checkbox"/> |
| 4 Katriona | <input type="checkbox"/> | <input type="checkbox"/> | <input type="checkbox"/> | <input type="checkbox"/> | <input type="checkbox"/> | <input type="checkbox"/> |
| 5 Kartoffel | <input type="checkbox"/> | <input type="checkbox"/> | <input type="checkbox"/> | <input type="checkbox"/> | <input type="checkbox"/> | <input type="checkbox"/> |
| 6 Sandra | <input type="checkbox"/> | <input type="checkbox"/> | <input type="checkbox"/> | <input type="checkbox"/> | <input type="checkbox"/> | <input type="checkbox"/> |

Hint
Remember that to say what someone or something can do, you use 'kann' plus the infinitive. The infinitive comes at the end of the sentence. Listen carefully for these infinitives. Use the learning aid to revise the vocabulary if you need to.

Reset activity Check answers Attempts 0/0 Activity 1 of 1 Results

Differentiated listening and reading activities help pupils progress at their own pace and level.

Four-stage vocab activities, including transcription, are very effective in helping your pupils to learn new words.

Interactive grammar activities boost your pupils' knowledge of key structures.

Stimmt! I

On-screen hints and feedback aid independent work in class or at home.

Instant feedback motivates learners to try again or proceed with further work.

Grammar: infinitives

Read the sentences which each contain an infinitive. Drag the tiles into the correct box, depending on whether the infinitive ends in -ar, -er or -ir.

| -ar infinitives | -er infinitives | -ir infinitives |
|--------------------------------|-----------------------------|--------------------------------|
| Me gusta escuchar música. | Me gusta mandar SMS. | Me gusta salir con mis amigos. |
| Me gusta navegar por Internet. | Me gusta leer. | Me gusta escribir correos. |
| | Me gusta chatear. | |
| | Me gusta ver la televisión. | |

Reset activity Try again Attempts 0/0 Activity 1 of 1 Results

Learning aids, such as vocab lists or grammar boxes, can be accessed for support.

Stimmt! I

Workbooks

Differentiated Workbooks support homework and cover work with activities at the right level for independent work

Stimmt!

Workbooks provide material to go with all key teaching spreads in the Pupil Book.

A wide variety of activities keeps your pupils motivated and develops their language-learning skills.

Appropriate scaffolding ensures that they can complete work at home or during cover lessons.

2 supertiere (Seiten 32-33) **Übungsheft A KAPITEL 2**

1 Write a sentence for each animal using the correct adjective from the cloud. Then translate the sentences into English.

1 Walter Wunderwellensittich
Er ist _____
He is _____

2 Marta Megamaus

3 Hermann Horrorthund

4 Sigi Superschlange

5 Harald Hamsterheld

2 Read the descriptions, then draw a picture to show what each animal can do.

1 Meine Schlange ist superintelligent! Sie kann lesen und Deutsch sprechen!

2 Mein Meerschweinchen ist sehr sportlich! Es kann Fußball spielen, Rad fahren und schnell fliegen und Wii spielen.

3 Mein Goldfisch ist lustig! Er kann singen und auch tanzen!

4 Mein Wellensittich ist cool! Er kann fliegen und Wii spielen.

Stimmt! I Workbook A

Available in print or downloadable PDFs

Wiederholung 2 **Übungsheft A KAPITEL 1**

1 Unjumble the perfect tense sentences and write them correctly.

1 habe Ich bei gewohnt Freunden Ich habe bei ...

2 haben gekauft Souvenirs Wir Wir haben ...

3 zu ist gegangen Fuß Er Er ist ...

4 gegessen Nina Pommes hat Nina hat ...

5 Tischtennis Anton gespielt hat Anton hat ...

6 mit bist dem gefahren Bus Du Du bist ...

2 Read these sentences. Write 'present' or 'past' next to each one.

1 Die Musik ist zu laut! present

2 Der Hafen in Hamburg ist groß. present

3 Wir haben in einer Jugendherberge gewohnt. past

4 Ich habe oft Tennis gespielt. past

5 Ich habe Gitarre gespielt. past

6 Wir sind mit dem Auto gefahren. past

7 Innsbruck ist historisch. present

8 Es schneit oft im Winter. present

9 Es hat gestern geregnet. past

10 Wie lange bist du geblieben? past

3 Translate the sentences from exercise 2 into English.

4 Rewrite the four present tense sentences from exercise 2 in the past tense.

1 Die Musik war zu laut!

2 Der Hafen in Hamburg war groß.

3 Wir haben in einer Jugendherberge gewohnt.

4 Ich habe oft Tennis gespielt.

der Hafen = the harbour

Stimmt! 2 Workbook A

Teacher Planning Materials

Downloadable **Teacher's Guides** provide full support for planning and teaching, including complete coverage of the 2014 National Curriculum for MFL

Coverage of the 2014 National Curriculum Programme of Study is referenced in the introduction of the Teacher's Guide, the scheme of work, Module overviews and teacher's notes for each unit.

Module overview grids give a clear view of each module to help with medium term planning.

Detailed teacher's notes provide comprehensive support for teaching with links to key resources, PLTS references, answers and transcripts.

| Familie und Tiere – KAPITEL 2 | | | |
|---|---|--|--|
| Unit & Learning objectives | Programme of Study references | Key Language | Grammar and other language features |
| 2 Supertiere (pp. 32–33) <ul style="list-style-type: none"> Talking about 'superpets' Using <i>kann</i> + infinitive | GV2 Grammatical structures (using <i>können</i>) LC1 Listening and responding LC2 Transcription | Wie ist er/sie/es? Er/Sie/Es ist ... cool gemein kräftig schlau schnell superintelligent superlustig süß Er/Sie kann ... fliegen Flöße/Fußball/Wii spielen Italienisch sprechen (schnell) laufen lesen Rad fahren schwimmen singen springen tanzen | <ul style="list-style-type: none"> Using <i>können</i> with the infinitive Adding 'super' to adjectives Improving fluency by using connectives and the correct pronouns |
| 3 Meine Familie (pp. 34–35) <ul style="list-style-type: none"> Talking about family members and age More practice of present tense verbs | GV1 Tenses (present) GV3 Opinions and discussions LC8 Translation into German | Numbers 20–100 Hast du Geschwister? Das ist die Familie ... meine Mutter mein Vater meine Eltern meine Großeltern Die ... Personen wohnen in ... Er wohnt in ... Meine Großeltern wohnen mit uns zusammen. Es gibt ... Personen in meiner Familie. Ich habe eine Schwester/zwei Brüder/einen Bruder/zwei Schwestern. keine Geschwister ein Einzelkind | <ul style="list-style-type: none"> Full paradigm of regular present tense (wohnen) Ways of saying group talk Vocabulary for families and siblings (Stief., Halb...) |

Stimmt! I Teacher's Guide

Additional suggestions for starters, plenaries and extension activities are included.

1 Extreme Haustiere

(Pupil Book pp. 28–31)

| | | |
|---|---|---|
| Learning objectives <ul style="list-style-type: none"> Talking about pets Using pronouns | Key Language <p>Hast du ein Haustier?</p> <p>Ich habe ...</p> <p>einen Hund (plural -e)</p> <p>einen Goldfisch (-e)</p> <p>einen Hamster (-)</p> <p>eine Katze (-n)</p> <p>eine Maus (Mäuse)</p> <p>eine Schlange (-n)</p> <p>ein Kaninchen (-)</p> <p>ein Pferd (-e)</p> <p>ein Meerschweinchen (-)</p> <p>dick</p> <p>faul</p> <p>frech</p> <p>freundlich</p> <p>intelligent</p> <p>klein / groß</p> <p>kreativ</p> <p>lang</p> <p>launisch</p> <p>laut</p> <p>lustig</p> <p>musikalisch</p> <p>niedlich</p> <p>schlank</p> <p>sportlich</p> | Resources <p>Audio files: 25_Kapitel2_Einheit1_Aufgabe1 26_Kapitel2_Einheit1_Aufgabe3</p> <p>Workbooks: Übungsheft 1 A&B, page 14</p> <p>ActiveTeach: Starter 1 resource Starter 2 resource p.030 Grammar presentation p.030 Flashcards p.031 Learning skills worksheet Plenary resource</p> <p>ActiveLearn: Listening A, Listening B Reading A, Reading B Grammar, Vocabulary</p> |
|---|---|---|

Kapitel 2 Quiz pp. 28–29

Answers
1 a 2 c 3 c 4 a 5 b 6 b

The Tip box suggests that pupils say the names out loud to help.

Starter 1
Aim
To introduce the new vocabulary from the unit and to encourage pupils to make logical guesses about the meaning of new vocabulary. Pupils are asked to match two lists of vocabulary, one with the words in German and one with the words in English (Starter 1 resource). After they have matched the words, they compare first with their partner and then within their group of four (think-pair-share). Ask for feedback on how they made their decisions and to reflect on the strategies they have used to work out the meaning of new words.

1 Hör zu. Wie heißen die Tiere? (1–9) (Listening L2)
Listening. Pupils listen to the audio and work out the names of the pets. The pupil book gives pictures of the animals as well as their names to help.

Audioscript

1 – Hast du ein Haustier?
– Ja, ich habe einen Hund. Mein Hund heißt Romeo.

2 – Hast du ein Haustier?

Stimmt! I Teacher's Guide

Progression and Assessment

Downloadable **Assessment Packs** match the content of the course

Tests are provided at a range of levels to support progression.

Assessments are provided in listening, speaking, reading and writing.

KAPITEL 2 Familie und Tiere Kontrolle

Name:

Reading 1

A Match the German word to the picture. (Level 1)

Example: Mein Stiefvater E

- Mein Bruder
- Meine Mutter
- Meine Schwester
- Meine Halbschwester
- Mein Großvater
- Meine Großmutter

Meine Familie

B Who are they? Match the description to the picture. (Level 2)

A Ich bin klein und dick. Ich habe kurze schwarze Haare.

B Ich bin klein und sehr schlank. Ich habe lange blonde Haare.

C Ich bin groß und dick. Ich habe mittellange braune Haare.

D Ich bin klein und dick. Ich habe lange schwarze Haare.

E Ich bin groß und schlank. Ich habe lange schwarze Haare.

F Ich bin groß und schlank. Ich habe kurze blonde Haare.

G Ich bin klein und schlank. Ich habe mittellange schwarze Haare.

H Ich bin groß und dick. Ich habe kurze blonde Haare.

Example: 1 2 3 4 5 6

Marks Level

Stimmt! I Assessment Pack

Speaking and writing tests provide scaffolded support to help pupils understand how they can improve their performance.

KAPITEL 1 Meine Welt und ich Kontrolle

Name:

Listening 1

A Listen to these young people saying what they have at home. What do they have? Write the correct letter in the space provided. (1st Step)

| | | | |
|---|---|---|---|
| A | B | C | D |
| E | F | G | H |

Example: F

1 2 3 4 5 6

Marks Step

B Listen to these young people giving some information about themselves. Write the correct letter in the space provided. (2nd Step)

| | | | |
|---|---|---|---|
| A | B | C | D |
| E | F | G | H |

Example: C

1 2 3 4 5 6

Marks Step


Stimmt! I Assessment Pack

Word format means the tests can be customised to suit your assessment requirements.


Tests are mapped to the steps of the Pearson Progression Scale (PPS)

Years 7



Pupil Book



ActiveBook*



Workbook A & B*



Reinforcement

Extension

Years 8



Pupil Book



ActiveBook*



Workbook A & B*



Reinforcement

Extension

Years 9


Pupil Book



ActiveBook*



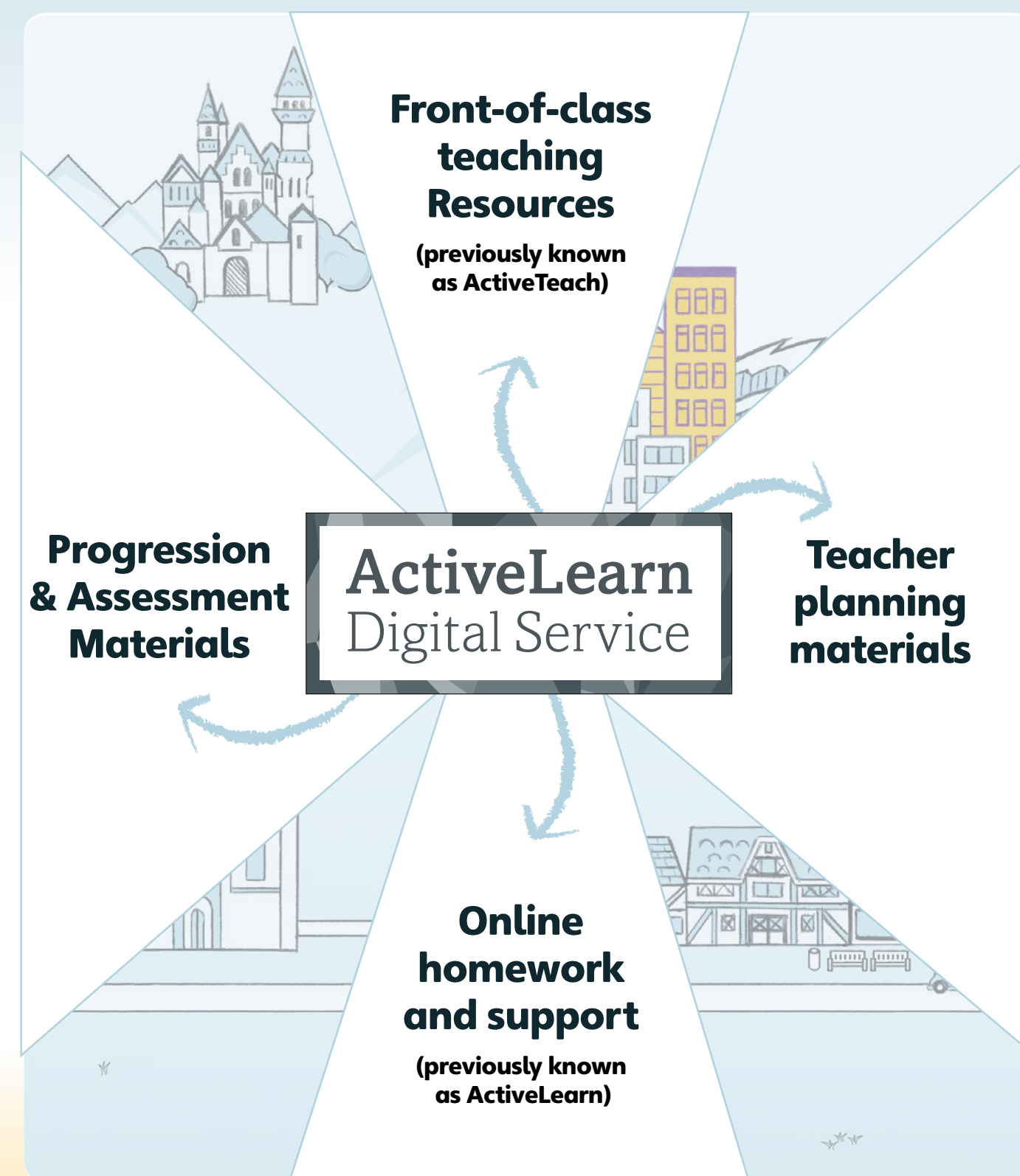
Workbook Grün & Rot*



Reinforcement

Extension

Available now!



*Audio files also available to purchase and download separately. The Workbooks are also available as a digital download.

Stimmt! KS3 German toolkit:

Translation, Literary Texts and Classroom Talk by Rachel Hawkes

Our **Stimmt! KS3 German toolkit** has been written to help you meet the demands of the new KS3 Programme of Study – how to teach translation, use literary texts and boost spontaneous use of the target language. Written and designed by Rachel Hawkes to focus on the key areas of the curriculum which will improve progress they provide ready-made resources for immediate use with students across the whole of KS3.



Teaching resources contain:

- German-English and English-German translation worksheets for Years 7, 8 and 9
- German literary texts for Years 7, 8 and 9
- German talk tasks, classroom talk cards, posters and mats

Planning resources contain:

- Pedagogical guides
- Instructional videos
- Teacher's Notes
- KS3 progression charts
- Videos of classroom talk activities in lessons

Buy online

Build your own order online for Stimmt!

Call us

You can call Customer Services to place an order on **0845 630 3333**. We're open Monday to Friday 8.00am to 5.00pm.